

TC SERIES

With C-axis

CNC TEACH-IN LATHE



S & P
▼▼▼

SANTOS Y PATXI SERVICIO TECNICO S.L.

Parque Empresarial ESSER nave SE-5
20850 MENDARO (Guipúzcoa) España
Correspondencia Apartado 68
20870 ELGOIBAR (Guipúzcoa) España
Teléfono: 943741658 - Fax: 943742346

<http://www.santosypatxi.com> Email: comercial@santosypatxi.com





4 POSITION ELECTRICAL TOOLPOST (OPT.)

RIC-TC1740



RIC-TC1740

RIC-TC1640



RIC-TC1640



SAUTER 8 POSITION ELECTRICAL TURRET + VDI 30 (OPT.)

ITEMS / MODEL	UNIT	RIC-TC1640	RIC-TC1660	RIC-TC1740	STANDARD ACCESSORIES
WIDTH CAPACITY					<ul style="list-style-type: none"> ● WITH FAGOR 8035 TC CONTROL ● MAIN SPINDLE INVERTER MOTOR ● FAGOR X & Z SERVO MOTOR ● COOLANT EQUIPMENT ● LUBRICANT EQUIPMENT ● WORK LIGHT ● MANUAL TAILSTOCK ● CHIP TRAY ● TOOLS & TOOL BOX
Swing over bed	mm	410		440	
Center height	mm	205		220	
Swing over cross slide	mm	170		240	
Distance between centers	mm	890	1400	1000	
Width of bed	mm	260		300	
HEADSTOCK					
Spindle speed	rpm	Gear steps / Range	Pneumatic change 2 steps / L: 25~480 H: 481~3000	H: 352~3000 L: 50~355	
Spindle bore	mm	52.5 / 51 (opt.)		55	
Spindle nose		D1.6 / A1.6 (opt.)		D1.6	
SADDLE					
Longitudinal travel (Z-axis)	mm	815	1325	850	
Cross slide travel (X-axis)	mm	205		170	
TAILSTOCK					
Quill diameter	mm	Ø58		Ø52	
Quill travel (X-axis)	mm	140		150	
Quill taper		MT4		MT4	
MOTOR					
Spindle motor	HP	5.5 / 7.5 kw (30 min, rated)		5	
Ball screw (Dia. x pitch)	mm	X: Ø20 x 5 Z: Ø32 x 10		X: Ø20 x 5 Z: Ø32 x 5	
Z-axis drive motor	Nm	7.3		6.3	
X-axis drive motor	Nm	5.1		6.3	
Coolant pump motor	HP	1/6		1/8	
X / Z FEED					
Z-axis rapid travel	M/min	10		15	
X-axis rapid travel	M/min	7.5		15	
MEASUREMENT					
Machine weight	kg	2150	2250	1400	
Packing size (L x W x H)	mm	2470 x 2030 x 2200		2320 x 1670 x 2030	
<ul style="list-style-type: none"> ● CHIP CONVEYOR (ONLY FOR TC-16 SERIES) ● STEADY REST ● FOLLOW REST ● 3-JAW CHUCK ● 4-JAW CHUCK ● HYDRAULIC CHUCK ● 4 POSITION ELECTRIC TOOL TURRET ● 8 POSITION ELECTRIC / HYDRAULIC TURRET 					
★ Please refer to quotation for full options					

● Design and specifications are subject to change without prior notice


RIC-TC2140

WITH CHIP CONVEYOR (OPT.)
+ BAR FEEDER (OPT.)



RIC-TC2580

WITH CHIP CONVEYOR (OPT.)



RIC-TC30120

WITH SAUTER 8 POSITION
ELECTRICAL TURRET (OPT.)



RIC-TC33120

WITH SAUTER 8 POSITION ELECTRICAL TURRET +
VDI 40 (OPT.) + SPINDLE OIL COOLER (OPT.)




RIC-TC33120 BACKSIDE VIEW WITH CHIP CONVEYOR (OPT.)



RIC-TC35160


WITH 4 POSITION ELECTRICAL
TOOLPOST (OPT.)



**WIDTH OF BED 450mm FOR
RIC-TC26 / 30 / 33 series**



RIC-TC1860 WITH CHIP TRAY (OPT.)



SAUTER 8 POSITION ELECTRICAL TURRET (OPT.)




RIC-TC33120 WITH SAUTER 8 POSITION ELECTRICAL TURRET + VDI 40 (OPT.)



RIC-TC3300 HEADSTOCK + OIL COOLER (OPT.)



RIC-TC1800 SIDE VIEW



RIC-TC2600 WITH DOUBLE CHUCK (OPT.)



RIC-TC1800 ELECTRICAL CABINET FOR SPINDLE INVERTER MOTOR



RIC-TC3300 ELECTRICAL CABINET FOR SPINDLE SERVO MOTOR

ITEMS / MODEL	UNIT	RIC-TC1840	RIC-TC1860	RIC-TC1880	RIC-TC2140	RIC-TC2160	RIC-TC2180	RIC-TC2540	RIC-TC2560	RIC-TC2580	RIC-TC2660	RIC-TC2680	RIC-TC26120	RIC-TC26160	RIC-TC26200				
WIDTH CAPACITY																			
Swing over bed	mm	460			540			630			670								
Center height	mm	230			270			315			335								
Swing over cross slide	mm	230			310			400			400								
Distance between centers	mm	1000	1500	2000	1000	1500	2000	1000	1500	2000	1600	2100	3100	4100	5100				
Width of bed	mm	350			350			350			450								
HEADSTOCK																			
Spindle speed	rpm	H: 681~3100 M: 153~680 L: 33~152			H: 491~2250 M: 126~490 L: 27~125			H: 331~1500 M: 92~330 L: 20~92			H: 491~2250 M: 126~490 L: 27~125			H: 331~1500 M: 93~330 L: 20~92			H: 176~800 M: 53~175 L: 10~52		
Spindle bore	mm	56			85			105 (opt.)			85			105 (opt.)			155 (opt.)		
Spindle nose		D1-6			D1-8			A2-11			D1-8			A2-11			A2-11		
SADDLE																			
Longitudinal travel (Z-axis)	mm	810	1310	1810	810	1310	1810	810	1310	1810	1500	2000	3000	4000	5000				
Cross slide travel (X-axis)	mm	280			350			350			450								
TAILSTOCK																			
Quill diameter	mm	Ø75			Ø75			Ø75			Ø105								
Quill travel (X-axis)	mm	170			170			170			220								
Quill taper		MT5			MT5			MT5			MT5								
MOTOR																			
Spindle motor	HP	7.5 / 10 (opt.)			10 / 15 (opt.)			10 / 15 (opt.)			15 / 20 (opt.)								
Ball screw (Dia. x pitch)	mm	X: Ø25 x 5 Z: Ø40 x 10			X: Ø25 x 5 Z: Ø40 x 10			X: Ø25 x 5 Z: Ø40 x 10			X: Ø28 x 5 Z: Ø50 x 10 Z: Ø63 x 12 (TC-26160 / 26200 only)								
Z-axis drive motor	Nm	6.3			6.3			6.3			11.6								
X-axis drive motor	Nm	6.3			6.3			6.3			6.3								
Coolant pump motor	HP	1/6			1/6			1/6			1/4								
X / Z FEED																			
Z-axis rapid travel	M/min	7			7			7			5								
X-axis rapid travel	M/min	5			5			5			5								
MEASUREMENT																			
Machine weight	kg	2900	3200	3500	3100	3400	3700	3200	3500	3800	4100	4600	5600	6600	7600				
Packing size (L x W x H)	mm	1840: 2850 x 2050 x 2120 1860: 3400 x 2050 x 2120 1880: 3580 x 2150 x 2120			2140: 2850 x 2050 x 2120 2160: 3400 x 2050 x 2120 2180: 3850 x 2150 x 2120			2540: 2850 x 2050 x 2120 2560: 3400 x 2050 x 2120 2580: 3850 x 2150 x 2120			2660: 4000 x 2250 x 2250 2680: 4500 x 2250 x 2250 26120: 5500 x 2250 x 2250					26160: 6500 x 2250 x 2450 26200: 7500 x 2250 x 2450			

RIC-TC3060		RIC-TC3080		RIC-TC30120		RIC-TC30160		RIC-TC30200		RIC-TC3360		RIC-TC3380		RIC-TC33120		RIC-TC33160		RIC-TC33200		RIC-TC3560		RIC-TC3580		RIC-TC35120		RIC-TC35160		RIC-TC35200			
770				840				900																							
385				420				450																							
500				570				600																							
1600	2100	3100	4100	5100	1600	2100	3100	4100	5100	1500	2000	3000	4000	5000																	
450				450				480																							
H: 331~1500 M: 93~330 L: 20~92 105 A2-11				H: 176~800 M: 53~175 L: 10~52 155 (opt.) A2-11				H: 331~1500 M: 93~330 L: 20~92 105 A2-11				H: 176~800 M: 53~175 L: 10~52 153 (opt.) A2-11				H: 108~450 M: 31~107 L: 6~30 230 (opt.) A2-15				H: 87~350 M: 26~86 L: 5~25 305 (opt.) A2-20				H1: 387~860 H2: 119~386 L1: 54~118 L2: 25~53 155 A2-11							
1500	2000	3000	4000	5000	1500	2000	3000	4000	5000	1500	2000	3000	4000	5000																	
450				450				400																							
Ø105				Ø105				Ø105																							
220				220				150																							
MT5				MT5				MT6																							
15 / 20 (opt.) X: Ø28 x 5 Z: Ø50 x 10 Z: Ø63 x 12 (TC-30160 / 30200 only)				15 / 20 (opt.) X: Ø28 x 5 Z: Ø50 x 10 Z: Ø63 x 12 (TC-33160 / 33200 only)				25 / 30 (opt.) X: Ø32 x 5 Z: Ø50 x 10																							
11.6				11.6				16.5																							
6.3				6.3				11.6																							
1/4				1/4				1/4																							
5				5				5																							
5				5				10																							
4300	4800	5800	6800	7800	4500	5000	6000	7000	8000	5400	6100	7100	8400	9400																	
3060: 4000 x 2250 x 2250				30160: 6500 x 2250 x 2450				3360: 4000 x 2250 x 2250				33160: 6500 x 2250 x 2450				3560: 3985 x 2240 x 2220				35160: 6485 x 2240 x 2220											
3080: 4500 x 2250 x 2250				30200: 7500 x 2250 x 2450				3380: 4500 x 2250 x 2250				33200: 7500 x 2250 x 2450				3580: 4485 x 2240 x 2220				35200: 7480 x 2240 x 2220											
30120: 5500 x 2250 x 2250								33120: 5500 x 2250 x 2250								35120: 5485 x 2280 x 2220															

STANDARD ACCESSORIES

- WITH FAGOR 8055IIA-TC CONTROL
- MAIN SPINDLE INVERTER MOTOR
- FAGOR X & Z SERVO MOTOR
- COOLANT EQUIPMENT
- LUBRICANT EQUIPMENT
- WORK LIGHT
- MANUAL TAILSTOCK
- TOOLS & TOOL BOX

OPTIONAL ACCESSORIES

- CHIP TRAY/ CONVEYOR
- STEADY REST
- FOLLOW REST
- 3-JAW CHUCK
- 4-JAW CHUCK
- HYDRAULIC CHUCK
- 4 POSITION MANUAL TOOL POST
- 4 POSITION ELECTRIC TOOL TURRET
- 8 POSITION ELECTRIC / HYDRAULIC TURRET
- HYDRAULIC TAILSTOCK
- SPINDLE OIL COOLER
- GAP TYPE BED
- BORING TOOL HOLDER
- HEAT EXCHANGER
- CRANE LIFTING DEVICE
- FANUC / SIEMENS / MITSUBISHI CONTROLLER

★ Please refer to quotation for full options

RIC-TC52120 C




RIC-TC52120C WITH FAGOR 8055i / A-TC CONTROL (STD.) +
DUPLOMATIC POWER TURRET 12T + VDI 50 DISK & C AXIS (OPT.)




RIC-TC52120 BACKSIDE VIEW WITH
SPINDLE OIL COOLER UNIT (STD.)

RIC-TC62120

WITH 4 POSITION ELECTRICAL
TOOLPOST (OPT.)







**WIDTH OF BED 770mm FOR
RIC-TC43 / 52 / 62**

**RIC-TC43 / 52 / 62 series
CONTROL PANEL + MPG
WITH EMERGENCY STOP
BUTTON (OPT.)**

**RIC-TC43 / 52 / 62 series
SPINDLE OIL COOLER +
AUTO LUBRICATION PUMP +
AIR-CONDITIONER FOR
ELECTRICAL CABINET (STD.)**

**RIC-TC43 / 52 / 62 series
DOOR MOVING WITH
CROSS SLIDE**

**RIC-TC43 / 52 / 62
series WITH C-AXIS**



**RIC-TC5200 DUPLOMATIC POWER
TURRET 12T + VDI 50 DISK (OPT.) +
STEADY REST (OPT.)**

**RIC-TC43 / 52 / 62 series
CRANE LIFTING DEVICE (STD.)**

**RIC-TC43 / 52 / 62 series
TAILSTOCK WITH A1-8 SPINDLE +
10" 3-JAW STRONG CHUCK (OPT.)**

**RIC-TC43 / 52 / 62 series
ELECTRICAL CABINET**

ITEMS / MODEL	UNIT	RIC-TC4360	RIC-TC4380	RIC-TC43120	RIC-TC43160	RIC-TC43200	RIC-TC43240	RIC-TC43280	RIC-TC5260	RIC-TC5280	RIC-TC52120	RIC-TC52160	
WIDTH CAPACITY													
Swing over bed	mm	1100						1300					
Center height	mm	550						650					
Swing over cross slide	mm	700						900					
Distance between centers	mm	1700	2200	3200	4200	5200	6200	7200	1700	2200	3200	4200	
Width of bed	mm	770						770					
HEADSTOCK													
Spindle speed	rpm	H: 161~800 M: 33~160 L: 6~32		H: 111~560 M: 21~110 L: 4~20		H: 54~270 M: 11~53 L: 2~10		H: 43~215 M: 9~42 L: 1.5~8		H: 161~800 M: 33~160 L: 6~32		H: 111~560 M: 21~110 L: 4~20	
Spindle bore	mm	155		230 (opt.)		305 (opt.)		410 (opt.)		155		230 (opt.)	
Spindle nose		A2-11		A2-15		A2-20		A2-28		A2-11		A2-15	
SADDLE													
Longitudinal travel (Z-axis)	mm	1500	2000	3000	4000	5000	6000	7000	1500	2000	3000	4000	
Cross slide travel (X-axis)	mm	600						680					
TAILSTOCK													
Quill diameter	mm	Ø165						Ø165					
Quill travel (X-axis)	mm	300						300					
Quill taper		MT6						MT6					
MOTOR													
Spindle motor	HP	Servo motor 28 / 42 kw						Servo motor 28 / 42 kw					
Ball screw (Dia. x pitch)	mm	X: Ø40 x 8 Z: Ø80 x 16						X: Ø40 x 8 Z: Ø80 x 16					
Z-axis drive motor	Nm	51.1						51.1					
X-axis drive motor	Nm	17.3						17.3					
Coolant pump motor	HP	6 Bar / 1.8 kw						6 Bar / 1.8 kw					
X / Z FEED													
Z-axis rapid travel	M/min	4-6 (depends on the length)						4-6 (depends on the length)					
X-axis rapid travel	M/min	5						5					
MEASUREMENT													
Machine weight	kg	11500	12300	13900	15500	17100	18700	20100	12000	12800	14400	16000	
Packing size (L x W x H)	mm	4360:6800x2300x2450 43120:8200x2300x2450 43200:10200x2300x2450 43240:11200x2300x2450 43280:12180x2420x2750						5260:6500x2300x2450 52120:8200x2300x2450 52200:10200x2300x2450					
		4380:7200x2300x2450 43160:9200x2300x2450						5280:7200x2300x2450 52160:9200x2300x2450					

RIC-TC52200	RIC-TC52240	RIC-TC52280	RIC-TC6260	RIC-TC6280	RIC-TC62120	RIC-TC62160	RIC-TC62200	RIC-TC62240	RIC-TC62280
			1600						
			800						
			1050						
5200	6200	7200	1700	2200	3200	4200	5200	6200	7200
			770						
H: 54~270	H: 43~215		H: 161~800		H: 111~560		H: 54~270		H: 43~215
M: 11~53	M: 9~42		M: 33~160		M: 21~110		M: 11~53		M: 9~42
L: 2~10	L: 1.5~8		L: 6~32		L: 4~20		L: 2~10		L: 1.5~8
305 (opt.)	410 (opt.)		155		230 (opt.)		305 (opt.)		410 (opt.)
A2-20	A2-28		A2-11		A2-15		A2-20		A2-28
5000	6000	7000	1500	2000	3000	4000	5000	6000	7000
			850						
			Ø165						
			300						
			MT6						
			Servo motor 28 / 42 kw						
			X: Ø40 x 8						
			Z: Ø80 x 16						
			51.1						
			17.3						
			6 Bar / 1.8 kw						
			4-6 (depends on the length)						
			5						
17600	19200	20400	13000	13800	15400	17000	18600	20000	21400
2450	52240:11200x2300x2450	52280:12180x2420x2750	6260:6600x3000x3050	62120:8200x3000x3050	62200:10200x3000x3050	62240:11200x3000x3050	62280:12200x2900x3150		
			6280:7200x3000x3050	62160:9200x3000x3050					

STANDARD ACCESSORIES

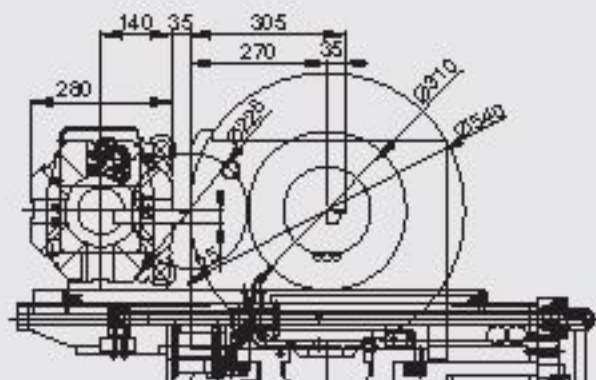
- WITH FAGOR 8055i / A-TC CONTROL
- FAGOR MAIN SPINDLE SERVO MOTOR
- FAGOR X & Z SERVO MOTOR
- COOLANT EQUIPMENT
- LUBRICANT EQUIPMENT
- WORK LIGHT
- HYDRAULIC TAILSTOCK
- SPINDLE OIL COOLER
- CHIP CONVEYOR
- CRANE LIFTING DEVICE
- AIR CONDITIONER
- TOOLS & TOOL BOX

OPTIONAL ACCESSORIES

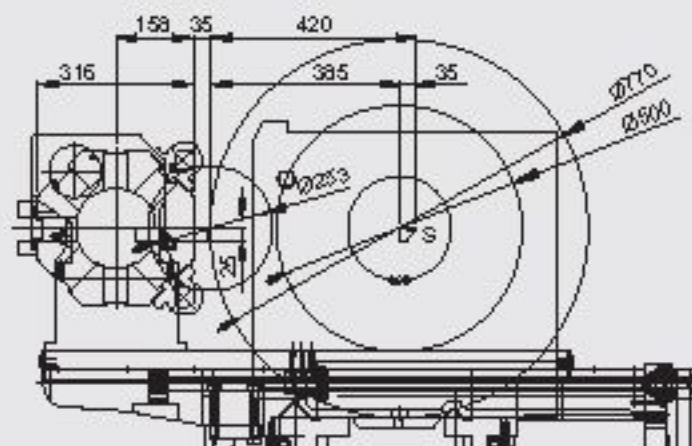
- STEADY REST
- FOLLOW REST
- ROLLER SUPPORTER
- 3-JAW CHUCK
- 4-JAW CHUCK
- HYDRAULIC CHUCK
- 4 POSITION ELECTRIC TOOL TURRET
- 8 POSITION ELECTRIC / HYDRAULIC TURRET
- C-AXIS & POWER TURRET
- BORING TOOL HOLDER
- HEAT EXCHANGER
- FANUC/ SIEMENS/ MITSUBISHI CONTROLLER

★ Please refer to quotation for full options

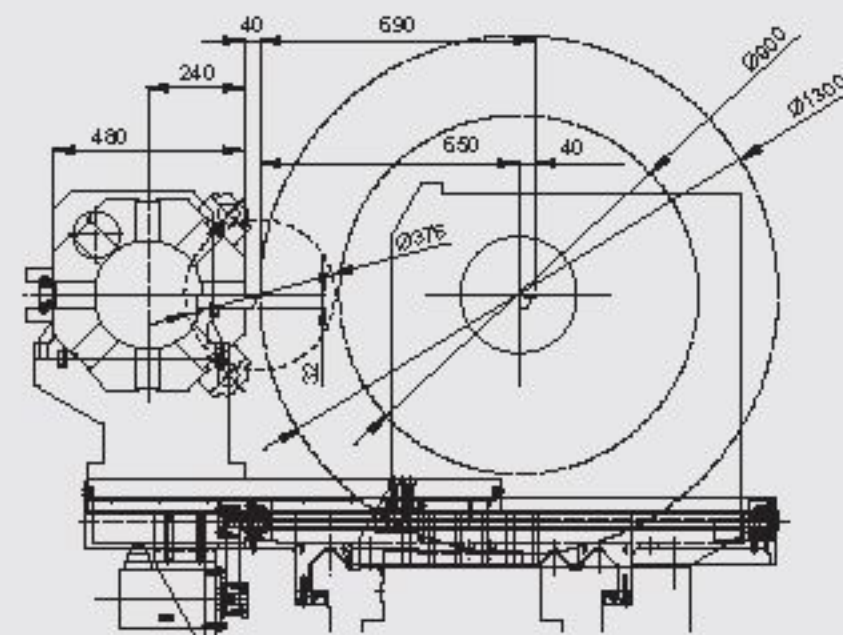
INTERERENCE OF 8T TURRET WITH JAPANESE DISK



TOOL SHANK 25
TC-2100 series

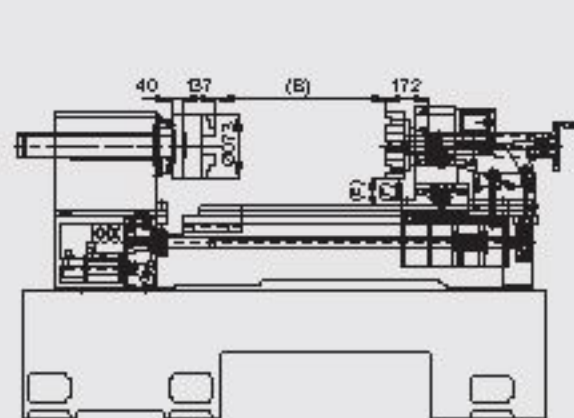


TOOL SHANK 25
TC-3000 series

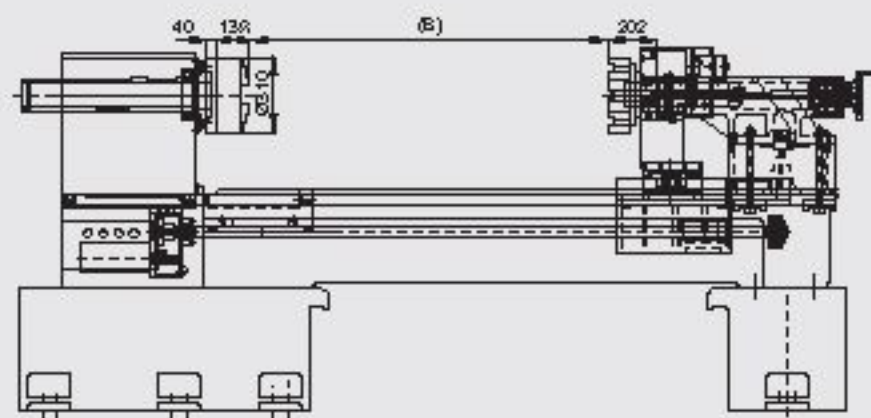


TOOL SHANK 32
TC-5200 series

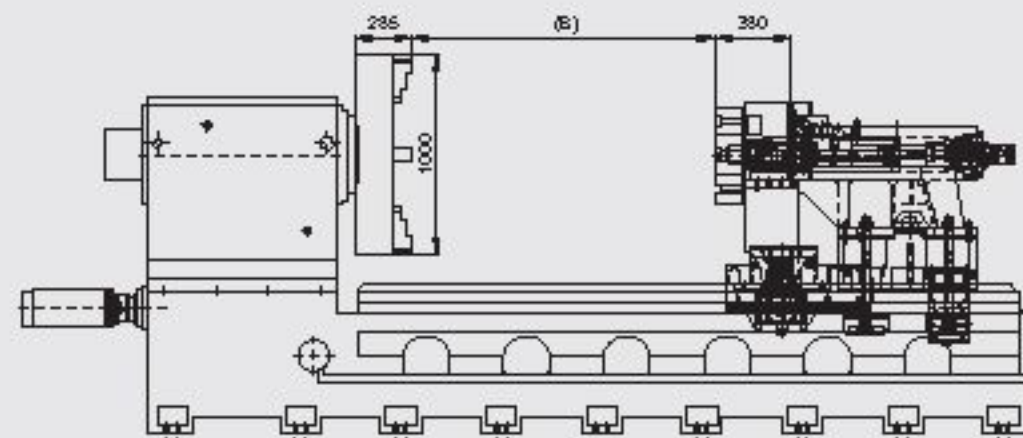
TURRET WORKING RANGE



TC-21 / 25 series

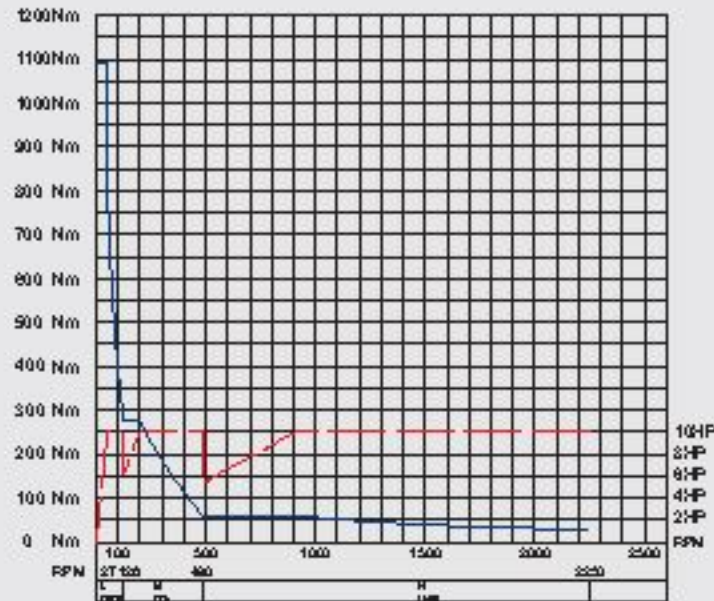


TC-26 / 30 / 33 series

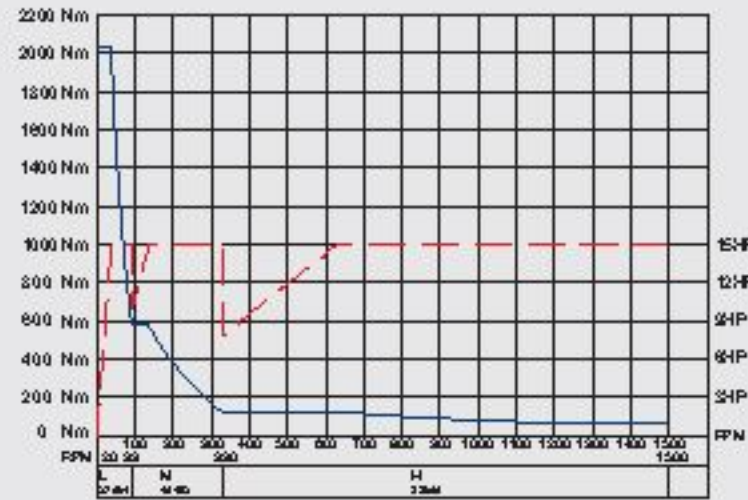


TC-43 / 52 / 62 series

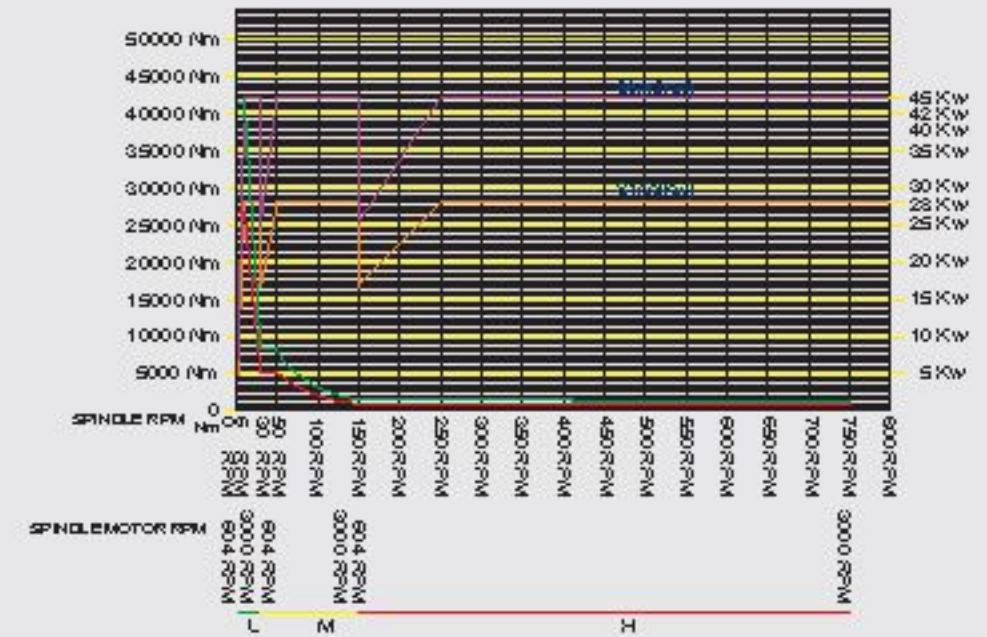
TORQUE DIAGRAM



TC-21 / 25 series
85mm 10HP (INVERTER)

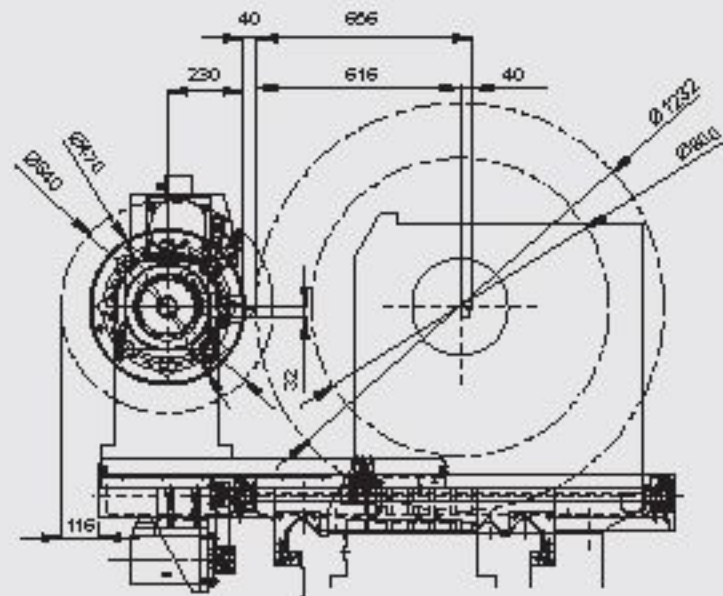


TC-30 / 33 series
105mm 15HP (INVERTER)

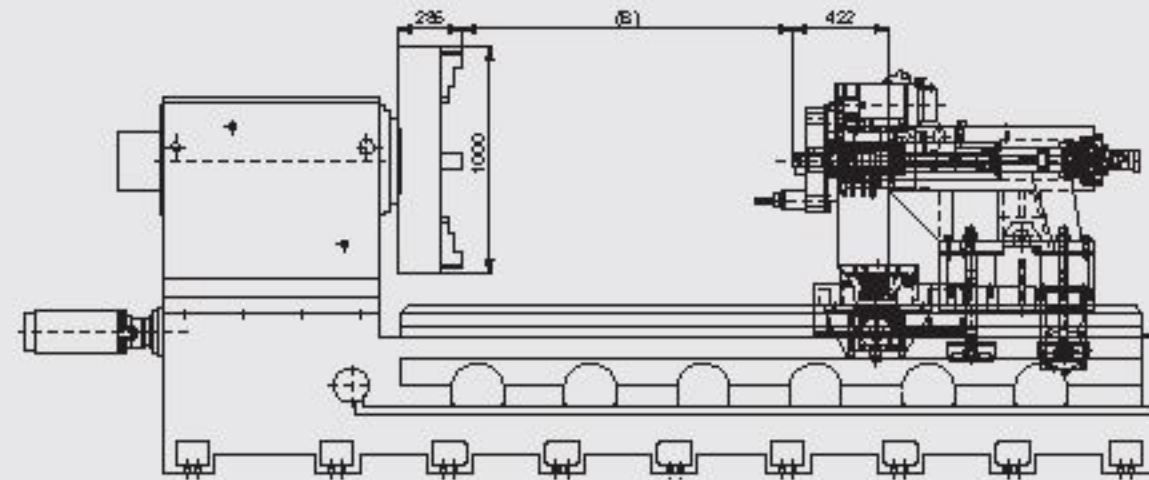


TC-43 / 52 / 62 series
155mm 28 / 42 KW (SERVO)

C-AXIS + 8T POWER TURRET WITH VDI 50 / SHANK 32



INTERERENCE



TC-43 / 52 / 62 series TURRET WORKING RANGE



SANTOS Y PATXI SERVICIO TECNICO S.L.

Parque Empresarial ESSER nave SE-5
20850 MENDARO (Guipúzcoa) España
Correspondencia Apartado 68
20870 ELGOIBAR (Guipúzcoa) España
Teléfono: 943741658 - Fax: 943742346

<http://www.santosypatxi.com> Email: comercial@santosypatxi.com

